



PROVIDING COMPREHENSIVE
SOLUTIONS FOR ALL YOUR
MATERIAL HANDLING NEEDS



2021 SAFETY
EQUIPMENT CATALOG

DG MARSHALL ASSOCIATES

11 OLD WORCESTER ROAD, WEBSTER MA, 01570

[HTTPS://DGMARSHALLASSOC.COM](https://dgmarshallassoc.com)

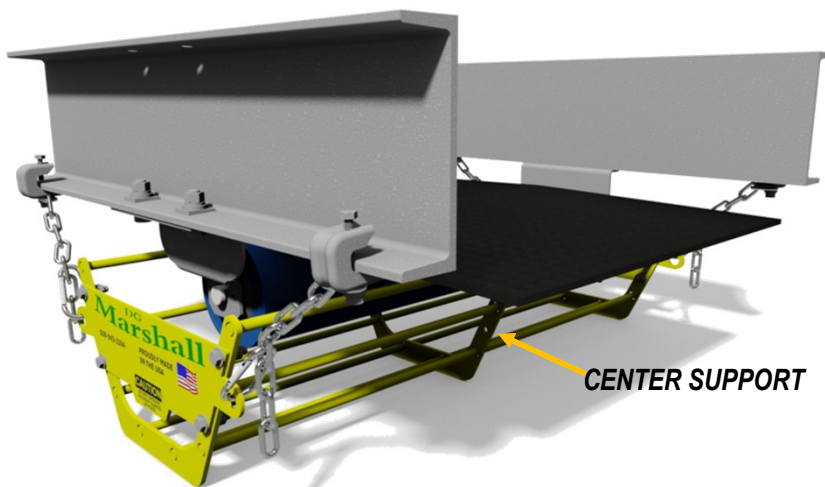
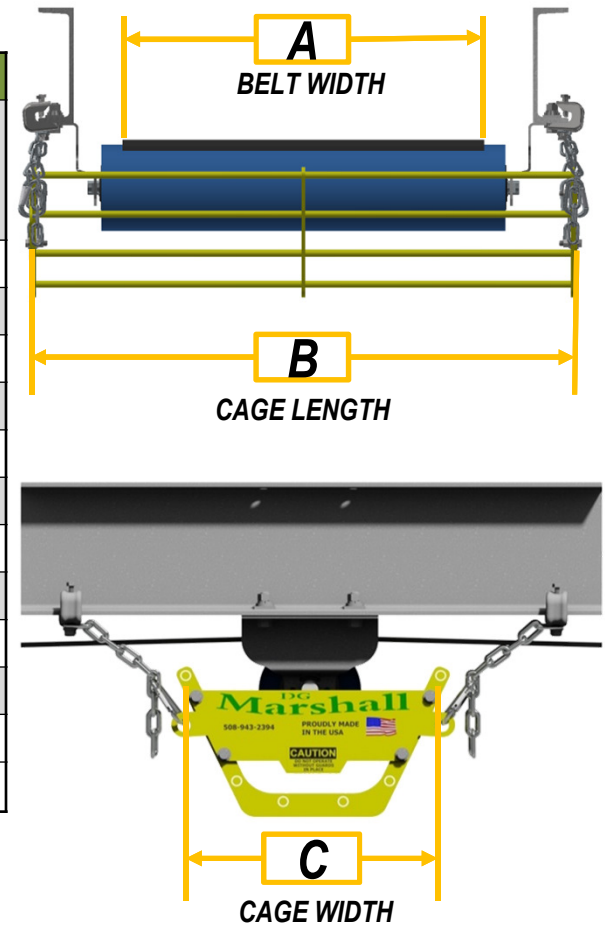
PHONE: 508-943-2394, EMAIL: INFO@DGMARSHALLASSOC.COM

RETURN IDLER CAGES

DGM-SAFETY Return Idler Cages are designed to protect workers and equipment from instances where the return roller breaks from the conveyor and free falls.

- **Installation:** The baskets are designed for quick and easy installation using chain and beam clamps that require no welding to install.
- **Construction:** The cages are made from A36 steel and have a durable Safety Yellow powder-coat finish.
- **Compliant:** Meets OSHA and MSHA Standards

DGM-SAFETY RETURN IDLER CAGES				
PART NUMBER	A BELT WIDTH	B	C	NUMBER OF CENTER SUPPORTS
DGS-SBK-18	18"	25"	14"	1
DGS-SBK-24	24"	31"	14"	1
DGS-SBK-30	30"	37"	14"	1
DGS-SBK-36	36"	43"	14"	1
DGS-SBK-42	42"	49"	14"	1
DGS-SBK-48	48"	55"	14"	1
DGS-SBK-54	54"	61"	14"	1
DGS-SBK-60	60"	67"	14"	2
DGS-SBK-72	72"	79"	14"	2
DGS-SBK-84	84"	91"	14"	2
DGS-SBK-96	96"	103"	14"	2
** METRIC AND CUSTOM SIZES AVAILABLE UPON REQUEST **				




EQUIPMENT & CHUTE INSPECTION DOORS

DGM-SAFETY Equipment & Chute Inspection Doors are designed to provide safe access to critical components and allow for easy clean-out and maintenance.

- **Construction:** The doors are constructed from 12GA 304 Stainless Steel for durability and corrosion resistance for the majority of installations.
- **Safety:** Each door comes standard with stainless steel screen guard to allow for equipment inspection while running.
- **Installation:** The doors are designed for easy bolt on installation.
- **Retro-Fit:** The doors have also been sized to fit to the openings and bolt patterns for some existing manufacturer's doors to allow quick change out to a more durable stainless steel inspection door.

DGM-SAFETY INSPECTION DOORS	
PART NUMBER	SIZE DESCRIPTION
DSG-SDR-1010	10" X 10"
DSG-SDR-1212	12" X 12"
DSG-SDR-1218	12" X 18"
DSG-SDR-1824	18" X 24"
DSG-SDR-2424	24" X 24"
DSG-SDR-2436	24" X 36"
** CUSTOM SIZES AVAILABLE UPON REQUEST **	




MODULAR GUARDING

DGM-SAFETY Modular Guards are a critical safety component and are essential for protecting workers from any machine part, function, or process that may cause injury. DG Marshall provides easy install modular safety guarding panels allowing flexibility in locating and installing guards where they are needed and required.



- **Construction:** Panels are constructed from A36 steel and powder-coated Safety Yellow for durability and high visibility.
- **Safety:** Meets OSHA and MSHA standard
- **Installation:** Shipped with mounting kits for quick bolt on installation
- **Accessories:** Guard mounting posts and rails available.
- **Company Logos:** Your Company Logo can be added to the panels as part of Customizable features.

DGM-SAFETY INSPECTION DOORS		
PART NUMBER	GUARD SIZE	OPENING SIZE
DSG-MGD-2436-S1	24" X 36"	1/2" X 2"
DSG-MGD-2448-S1	24" X 48"	1/2" X 2"
DSG-MGD-2460-S1	24" X 60"	1/2" X 2"
DSG-MGD-3048-S1	30" X 48"	1/2" X 2"
DSG-MGD-3060-S1	30" X 60"	1/2" X 2"
DSG-MGD-2436-S2	24" X 36"	1" X 2"
DSG-MGD-2448-S2	24" X 48"	1" X 2"
DSG-MGD-2460-S2	24" X 60"	1" X 2"
DSG-MGD-3048-S2	30" X 48"	1" X 2"
DSG-MGD-3060-S2	30" X 60"	1" X 2"
** CUSTOM SIZES AVAILABLE UPON REQUEST **		



1" x 2" Opening

1/2" x 2" Opening



WHO WE ARE

DG Marshall Associates, Inc. is a family owned company specializing in the design and manufacturing of all types of conveyors and material handling systems.

With over 75 years of combined experience designing and building a wide variety of bulk material handling projects, DG Marshall has established itself as a leader and innovator in the industry. Our unique ability to design and build to our customers' specific material handling needs separates us from the competition.

We work closely with clients to evaluate production processes and offer solutions to increase efficiency and productivity. At DG Marshall, our goal is to form lasting relationships with our customers and to provide comprehensive solutions for any material handling needs.

WHAT WE DO

We are a full-service company, with the capability of designing and building complete, integrated systems as well as individual components.

Our sales staff and project managers work together with customers to determine the best fit for their application. Onsite point cloud laser scanning of facilities and equipment is available to ensure seamless integration with existing structures and processes. From there, our engineering department uses state-of-the-art 3D modeling and FEA analysis software to design the equipment. An experienced team of fabricators and assemblers then builds the equipment to the exact specifications.

Our products include all types of conveyors (belt, drag, screw, etc.), bucket elevators, blenders, storage bins and all periphery types of products (mezzanines, walkways, galleries, ladders, etc.). We service a broad spectrum of industries from recycling and waste to energy, to bulk powders and wastewater.

QUALITY & SERVICE

All of our products are constructed using only the highest quality materials and components. Each unit is built according to strict specifications and is inspected and test run prior to shipment to ensure seamless installation and integration in the field.

Our goal is to offer the best, most reliable equipment to our customers at an affordable price. We also offer a complete line of after sales spare parts and services.

DG Marshall Associates
Inc.
Designers & Builders Of Conveying Systems

CONTACT US

DG Marshall Associates - Headquarters

6 H Putnam Rd, Charlton, MA 01507

Phone: (508) 434-1322

Email: info@dgmarshallassoc.com

DG Marshall Associates - Manufacturing

11 Old Worcester Road, Webster, MA 01570

Phone: 508-943-2394

Fax: 508-943-2395

Email: info@dgmarshallassoc.com